



PATTON & COOKE 15 kV, 500 Amp Cable Couplers



For higher voltage applications, Patton & Cooke offers the 15 kV, 500 Amp C150 Series coupler.

A proven, dependable performer in even the harshest environments, the 15 kV coupler offers many of our most requested design features. Best of all, you choose the features that are right for your from our a-la-carte menu of options. Remove or add features to create the coupler you need, or choose an industry configuration.

If compatibility is your concern, you can rest easy knowing that our designers have ensured that this 15 kV coupler can be used interchangeably with our couplers of North America design.

The Patton & Cooke 15 kV C150 coupler offers a full range of replacement parts so they can easily be rebuilt for longer life and long-term cost savings. In addition, many of these parts are field-serviceable, so repairs can be done with a minimum of downtime.

FEATURES

- easy maintenance with front end removable contacts
- fire retardant insulators
- corrosion-resistant, cast aluminum or epoxy powder coated bodies
- secure three bolt, quick flip connection
- medially-located grounded surface running through mounting plate
- accepts conductors to 500 MCM (250 mm²) and diameters up to 3.5" (90 mm)
- silver-plated male and female phase contacts
- weatherproof covers



C150 series live parts

BENEFITS

- fast and positive coupling and uncoupling
- safe and lasting performance
- reduced installation time
- industry-wide compatibility
- easy, on-site, front-end maintenance
- one person operation

APPLICATIONS

- Mining
 - > Shovels
 - > Draglines
- Shore to Ship
- Tunneling
- Gantry Cranes



High Voltage Equipment Solutions. Design and Manufacturing.

We make the connection.

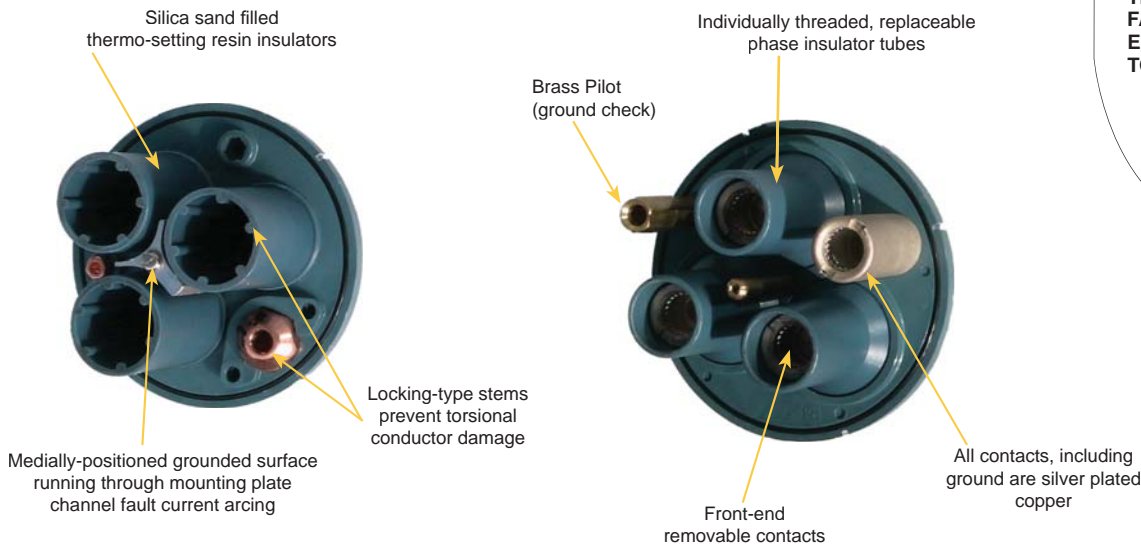
CONTACT OPTIONS

- multilam contacts reduce contact pressure, allowing for easy coupling and decoupling
- standard 2 piece
- 1 piece multilam or standard
- the standard contact arrangement for the 15 kV coupler includes three insulated phase contacts, one ground contact and one isolated pilot contact.


AVAILABLE OPTIONS

- powder coating
- junction boxes
- closing tools
- optical fibre/lan data channel support
- custom contact arrangements
- mounting brackets


INSULATOR DESIGN FEATURES



ENTRANCE FITTING FEATURES



BODY DESIGN FEATURES



HOW TO ORDER

- Step 1:** Determine Male (plug) or female (receptacle) contacts
- Step 2:** a. Cable or Equipment mounting
b. If cable mounting, determine cable outside diameter. Clamp inserts and cable gaskets (Entrance Fitting Kits) must be purchased separately
- Step 3:** Determine conductor size
- Step 4:** Determine any additional options
Refer to catalogue or website

PLEASE NOTE:

- Potting compound is required for 15 kV couplers
- Termination kits are also available
- Covers and hoods included

PATTON & COOKE COMPANY

#100 - 7795 128th Street
Surrey, B.C. V3W 4E6 Canada

TEL: 604.591.5374

FAX: 604.591.3505

EMAIL: info@pattonandcooke.com

TOLL FREE: 1.866.591.5374 (N.America only)

www.pattonandcooke.com



Proudly Made by
Canadian Labour



PATTON & COOKE 15 kV, 500 Amp Cable Coupler Conversion Kits

Compatibility is taken seriously at Patton & Cooke Co. - a world leading designer and manufacturer of high voltage electrical equipment. Our innovative and unique trailing cable couplers - 600, 600/1100 volt, 5, 8, 15 and 25 kV - are highly regarded in the industry the world over. With their rugged construction, proven record of dependability, highly competitive pricing, and Patton & Cooke's extensive back up support and infield service, it's no wonder more and more mines are switching to our products. The change can now be made with little fuss. Thanks to Patton & Cooke conversion kits, users of other North American couplers can convert to the outstanding benefits of our three-bolt connection system.

INDUSTRY SOLUTIONS

Various kits allow the change with minimal downtime and without disturbing existing contacts, cable terminations, or entrance fittings. With the conversions completed on the front end, connection and disconnection is done quickly without the need for special tools. As the conversions progress, Patton & Cooke's two-piece contacts can be introduced. Contact maintenance can now be carried out from the front of the coupler. These contacts are interchangeable with standard components used in the United States. Over time, the remaining unique Patton & Cooke features of back bodies and specially-designed entrance fittings can also be integrated into your system.



High Voltage Equipment Solutions. Design and Manufacturing.

We make the connection.

REPLACEMENT PARTS



REPLACEMENT PARTS

System voltage	15.0 kV
1 minute dry withstand (AC)	50.0 kV
6 hour dry withstand (AC)	35.0 kV
15 minute dry withstand (DC)	75.0 kV
Basic Impulse Level (BIL)	95.0 kV
Corona Extinction Voltage (BIL)	13.0 kV

Data in accordance with IEEE 48

HOW TO ORDER

The standard contact arrangement for the 15 kV coupler includes three insulated phase contacts, one ground contact, and one isolated ground check (pilot contact).

When ordering the Patton & Cooke 15 kV coupler, please specify our catalog numbers and your cable type, size and diameter. For cable mount couplers, entrance fitting kits must be purchased separately.

DESCRIPTION

Plug 15 kV 500 Amp Cable Mount
 Plug 15 kV 500 Amp Equipment Mount
 Receptacle 15 kV 500 Amp Cable Mount
 Receptacle 15 kV 500 Amp Equipment Mount

CATALOGUE NUMBER

C150F1003-6 x
C150F1007 x
C150F2005-8 x
C150F2009 x

OTHER OPTIONS

- Hi-boy skid mount
- Mounting legs
- Mechanical interlock
- Live end cover equipped
- Additional contacts

